





LEAROY

LED'S GO!



**Professional
Sound Systems**





Our Factory established in 2008. Base on the powerful R&D team have great acoustic and physical knowledge, self development and improvement. We supply many leading technology professional sound reinforcement products for over 15 years. Our main products: active/passive line array, active/passive subwoofer, active/passive full range speaker, active/passive monitor, 1U professional power amplifier, DSP power amplifier and audio process etc.



Panoramic View Of The Appearance Of The Company Building



Factory Warehouse Photos



Foshan Factory



• SEPT 1



• SEPT 2



DELIVERY PROCESS

• SET 3



• SET 4

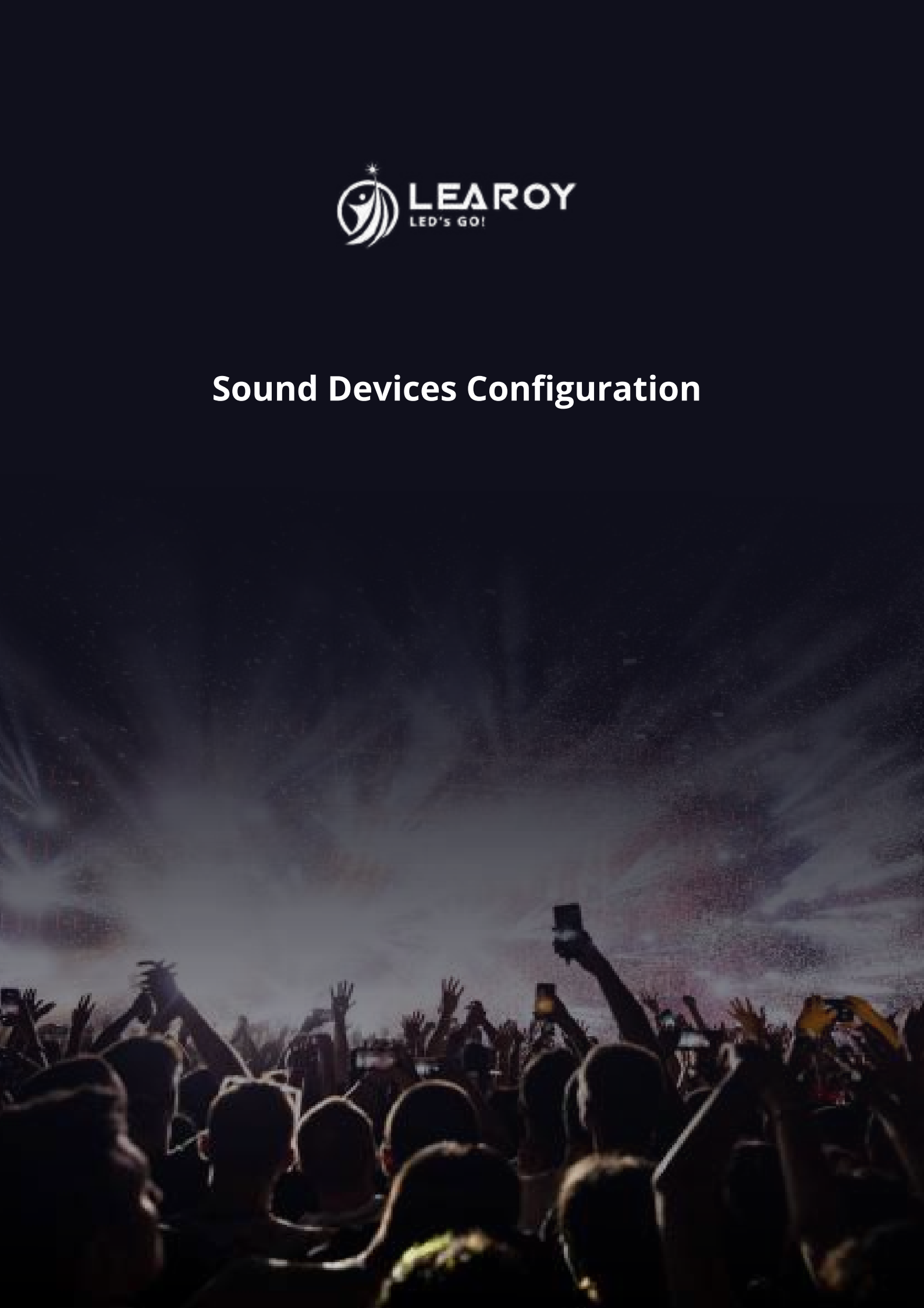


• SEPT 5





Sound Devices Configuration



Mid-Size Live Show Sound Reinforcement System



1 Array Frame
8 Full Range Line Array VA20
4 Subwoofer BS21
4 Amplifier A8D
4 Flightcase for Line Array
4 Flightcase for Subwoofer

Mid-Size Live Show Sound Reinforcement System



Model	VA20	BS21
Dirver	LF:2x10",HF:2x2"	1x21"
DC-Impedance	19.2 Ohm	6.4 Ohm
Frequency Range	70-20k	30-90
Rated Power	500	1500
Peak Voltage	200	200
Peak Current	10	30
Peak Power	1000	3000
Sensitivity	101	101
Maximum SPL	131	136
Coverage Angle	110x15	**
Dimension	72x29x35	80x60x80
Weight	26	50

Power Amplifier	A8D
Minimum Load Impedance: Ω /DCRmin	3.2/3.2
Maximum Output Voltage: V/Vp	200/200
Maximum Output Current: A/Ip	60/60
Maximum Output Power: W/230v/40ms	6000/6000
Maximum Total Output Power: W/230v/40ms	8000
Total Harmonic Distortion: 8Ω /100W/100Hz	< 0.03%
Frequency Response: 8Ω /100W/ \pm 0.5dB	10 Hz - 22 KHz
SNR: 8Ω /100Hz/A-weighting	105dB
Damping Coeficient: 8Ω /300W/100Hz	>1000
Slew Rate: 8Ω /300W/100Hz	>100V/us
Electric Energy Efficiency: 8Ω /300W/100Hz	>85%
Leakage Power: 230V	<10W
Power Factor: 1000W/230V/50Hz	>0.85
Frequency Modulation	350kHz

Mid/Large Size Live Show Sound Reinforcement System



1 x Array Frame
8 x Full Range Line Array VA24
4 x Subwoofer BS42
4 x Amplifier A8D
4 x Flightcase for Line Array
4 x Flightcase for Subwoofer

Mid/Large Size Live Show Sound Reinforcement System



Model	VA24	BS42
Dirver	LF:2x12",HF:2x2"	2x21"
DC-Impedance	12.8 Ohm	3.2 Ohm
Frequency Range	60-20k	30-90
Rated Power	800	3000
Peak Voltage	200	200
Peak Current	15	60
Peak Power	1600	6000
Sensitivity	102	104
Maximum SPL	134	142
Coverage Angle	110x15	**
Dimension	82x34x40	120x60x120
Weight	32	100

Power Amplifier	A8D
Minimum Load Impedance: Ω /DCRmin	3.2/3.2
Maximum Output Voltage: V/Vp	200/200
Maximum Output Current: A/Ip	60/60
Maximum Output Power: W/230v/40ms	6000/6000
Maximum Total Output Power: W/230v/40ms	8000
Total Harmonic Distortion: 8 Ω /100W/100Hz	< 0.03%
Frequency Response: 8 Ω /100W/ \pm 0.5dB	10 Hz - 22 KHz
SNR: 8 Ω /100Hz/A-weighting	105dB
Damping Coeficient: 8 Ω /300W/100Hz	>1000
Slew Rate: 8 Ω /300W/100Hz	>100V/us
Electric Energy Efficiency: 8 Ω /300W/100Hz	>85%
Leakage Power: 230V	<10W
Power Factor: 1000W/230V/50Hz	>0.85
Frequency Modulation	350kHz

Stage Monitor



4 x Stage Monitor M10/M12/M15
1 x Amplifier A8A
2 x Flightcase for Stage Monitor M15



Stage Monitor



Model	M10	M12	M15
Driver	LF:1x10" HF:1x1.8"	LF:1x12" HF:1x2"	LF:1x15" HF:1x2"
DC-Impedance	9.6 Ohm	6.4 Ohm	4.8 Ohm
Frequency Range	60-20k	55-20k	50-20k
Rated Power	250	400	500
Peak Voltage	100	100	100
Peak Current	10	15	20
Peak Power	500	800	1000
Sensitivity	98	99	100
Maximum SPL	125	128	130
Coverage Angle	90x60	90x60	90x60
Dimension	30x48x33	35x54x39	42x67x46
Weight	14	18	25

Power Amplifier	A8A
Minimum Load Impedance: Ω /DCRmin	1.6/1.6/1.6/1.6
Maximum Output Voltage: V/Vp	100/100/100/100
Maximum Output Current: A/Ip	60/60/60/6
Maximum Output Power: W/230v/40ms	3000/3000/3000/3000
Maximum Total Output Power: W/230v/40ms	8000
Total Harmonic Distortion: 8Ω /100W/100Hz	< 0.03%
Frequency Response: 8Ω /100W/ \pm 0.5dB	10 Hz - 22 KHz
SNR: 8Ω /100Hz/A-weighting	105dB
Damping Coefficient: 8Ω /300W/100Hz	>1000
Slew Rate: 8Ω /300W/100Hz	>100V/us
Electric Energy Efficiency: 8Ω /300W/100Hz	>85%
Leakage Power: 230V	<10W
Power Factor: 1000W/230V/50Hz	>0.85
Frequency Modulation	350kHz

Party Room



2 x Point Source Speaker P15
1 x Subwoofer BS36
1 x Amplifier A8D

Party Room



Model	P15	BS36
Dirver	LF:1x15" HF:1x2"	2x18"
DC-Impedance	4.8 Ohm	4.8 Ohm
Frequency Range	40-20k	30-90k
Rated Power	500	2000
Peak Voltage	100	200
Peak Current	20	40
Peak Power	1000	4000
Sensitivity	100	103
Maximum SPL	130	139
Coverage Angle	90x60	**
Dimension	42x67x46	120x60x80
Weight	25	80

Power Amplifier	A8D
Minimum Load Impedance: Ω /DCRmin	3.2/3.2
Maximum Output Voltage: V/Vp	200/200
Maximum Output Current: A/Ip	60/60
Maximum Output Power: W/230v/40ms	6000/6000
Maximum Total Output Power: W/230v/40ms	8000
Total Harmonic Distortion: 8Ω /100W/100Hz	< 0.03%
Frequency Response: 8Ω /100W/ \pm 0.5dB	10 Hz - 22 KHz
SNR: 8Ω /100Hz/A-weighting	105dB
Damping Coeficient: 8Ω /300W/100Hz	>1000
Slew Rate: 8Ω /300W/100Hz	>100V/us
Electric Energy Efficiency: 8Ω /300W/100Hz	>85%
Leakage Power: 230V	<10W
Power Factor: 1000W/230V/50Hz	>0.85
Frequency Modulation	350kHz

Bar System



3 x Point Source Speaker HA15
1 x Subwoofer BS36
1 x Amplifier A8B

Bar System



Model	HA15	BS36
Dirver	LF:1x15" HF:1x2"	2x18"
DC-Impedance	4.8 Ohm	4.8 Ohm
Frequency Range	60-20k	30-90k
Rated Power	500	2000
Peak Voltage	100	200
Peak Current	20	40
Peak Power	1000	4000
Sensitivity	100	103
Maximum SPL	130	139
Coverage Angle	90x60	**
Dimension	42x67x48	120x60x80
Weight	25	80

Power Amplifier

A8B

Minimum Load Impedance: Ω /DCRmin	1.6/1.6/1.6./1.6
Maximum Output Voltage: V/Vp	100/100/200/200
Maximum Output Current: A/lp	60/60/60/60
Maximum Output Power: W/230v/40ms	3000/3000/3000/3000
Maximum Total Output Power: W/230v/40ms	8000
Total Harmonic Distortion: 8 Ω /100W/100Hz	< 0.03%
Frequency Response: 8 Ω /100W/ \pm 0.5dB	10 Hz - 22 KHz
SNR: 8 Ω /100Hz/A-weighting	105dB
Damping Coefficient: 8 Ω /300W/100Hz	>1000
Slew Rate: 8 Ω /300W/100Hz	>100V/us
Electric Energy Efficiency: 8 Ω /300W/100Hz	>85%
Leakage Power: 230V	<10W
Power Factor: 1000W/230V/50Hz	>0.85
Frequency Modulation	350kHz

Small/Multifunctional Live/Installation System



2 x Point Source Speaker P12
2 x Subwoofer BS18
1 x Amplifier A8B



Small/Multifunctional Live/Installation System



Model	P12	BS18
Dirver	LF:1x12" HF:1x2"	1x18"
DC-Impedance	6.4 Ohm	9.6 Ohm
Frequency Range	50-20k	30-90k
Rated Power	400	1000
Peak Voltage	100	200
Peak Current	15	20
Peak Power	800	2000
Sensitivity	99	100
Maximum SPL	128	133
Coverage Angle	90x60	**
Dimension	34x52x39	80x60x60
Weight	18	40

Power Amplifier

	A8B
Minimum Load Impedance: Ω /DCRmin	1.6/1.6/1.6./1.6
Maximum Output Voltage: V/Vp	100/100/200/200
Maximum Output Current: A/Ip	60/60/60/60
Maximum Output Power: W/230v/40ms	3000/3000/3000/3000
Maximum Total Output Power: W/230v/40ms	8000
Total Harmonic Distortion: 8Ω /100W/100Hz	< 0.03%
Frequency Response: 8Ω /100W/ ± 0.5 dB	10 Hz - 22 KHz
SNR: 8Ω /100Hz/A-weighting	105dB
Damping Coefficient: 8Ω /300W/100Hz	>1000
Slew Rate: 8Ω /300W/100Hz	>100V/us
Electric Energy Efficiency: 8Ω /300W/100Hz	>85%
Leakage Power: 230V	<10W
Power Factor: 1000W/230V/50Hz	>0.85
Frequency Modulation	350kHz

Small/Multifunctional Live/Installation System



4 x Point Source Speaker VA10
2 x Subwoofer BS18
1 x Amplifier A8B



Small/Multifunctional Live/Installation System



Model	VA10	BS18
Dirver	LF:1x10" HF1x2"	1x18"
DC-Impedance	9.6 Ohm	9.6 Ohm
Frequency Range	80-20k	30-90k
Rated Power	250	1000
Peak Voltage	100	200
Peak Current	10	20
Peak Power	1000	2000
Sensitivity	98	100
Maximum SPL	125	133
Coverage Angle	100x15	**
Dimension	28x30x32	80x60x60
Weight	12	40

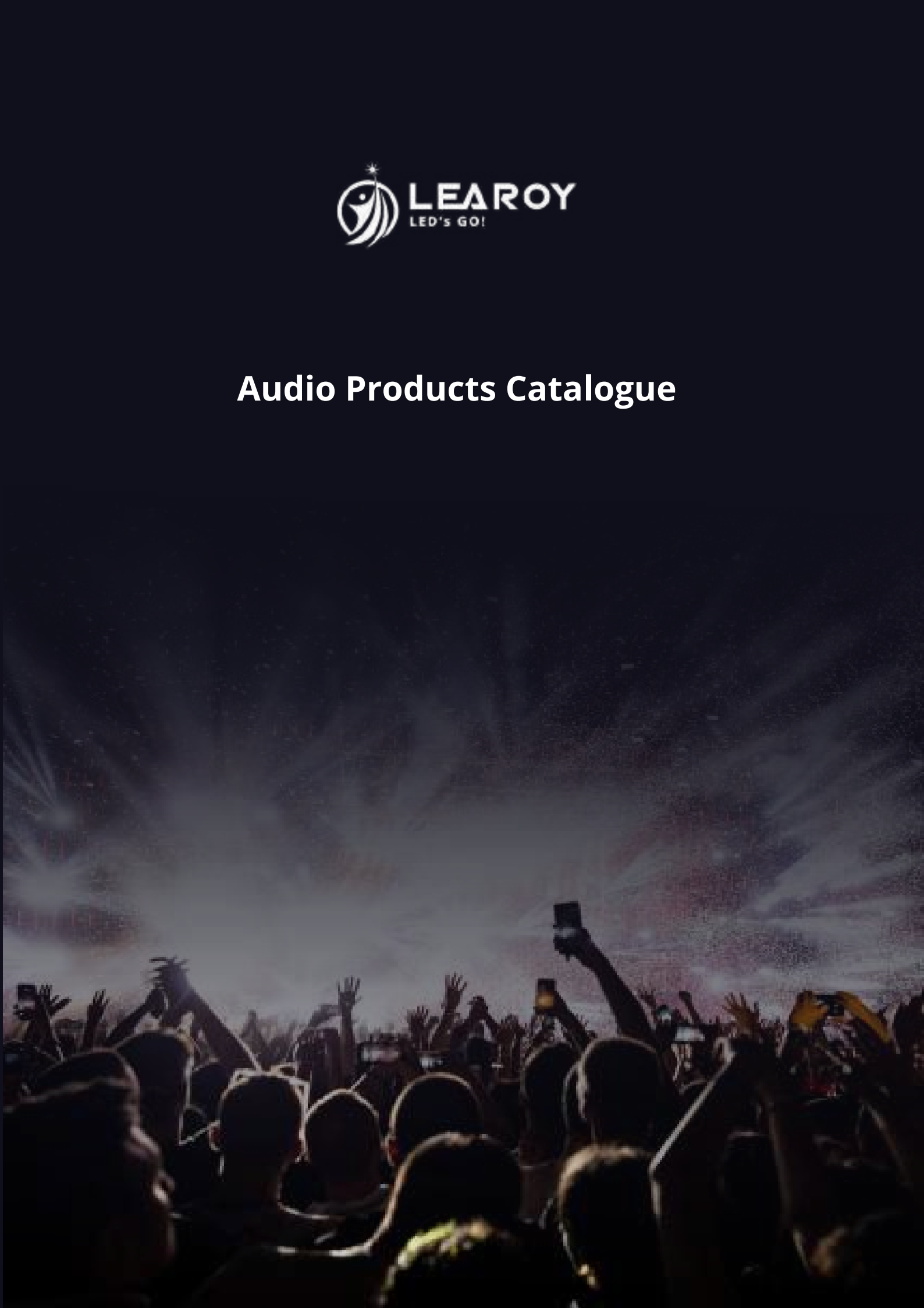
Power Amplifier

A8B

Minimum Load Impedance: Ω /DCRmin	1.6/1.6/1.6./1.6
Maximum Output Voltage: V/Vp	100/100/200/200
Maximum Output Current: A/Ip	60/60/60/60
Maximum Output Power: W/230v/40ms	3000/3000/3000/3000
Maximum Total Output Power: W/230v/40ms	8000
Total Harmonic Distortion: 8 Ω /100W/100Hz	< 0.03%
Frequency Response: 8 Ω /100W/ \pm 0.5dB	10 Hz - 22 KHz
SNR: 8 Ω /100Hz/A-weighting	105dB
Damping Coeficient: 8 Ω /300W/100Hz	>1000
Slew Rate: 8 Ω /300W/100Hz	>100V/us
Electric Energy Efficiency: 8 Ω /300W/100Hz	>85%
Leakage Power: 230V	<10W
Power Factor: 1000W/230V/50Hz	>0.85
Frequency Modulation	350kHz



Audio Products Catalogue



Long Passive Vertical Array



Adopting a dual axis design, a high-performance two way line array module, and speaker cabinet with a low-frequency reflective design uses two low-frequency driver and two high-frequency driver to form a constant pointing high-frequency line sound source, a lightweight and passive frequency design of high-frequency neodymium driving unit, and a long-distanced horn.



- 2 low-frequency drivers and 2 high-frequency drivers
- 110° symmetrical horizontal coverage range
- 15° vertical control angle
- Multi layer birch plywood
- Polyurea waterproof painting
- Ultra low distortion driving unit

Model	VA16	VA20	VA24	VA30
Driver	LF:2x8", HF:2x1"	LF:2x10" HF:2x2"	LF:2x12", HF:2x3"	LF:2x15", MF:2x4", HF:2x2"
DC-Impedance(Ohm)	4.8 Ohm	19.2 Ohm	12.8 Ohm	9.6 Ohm
Frequency Range(Hz/-10db)	80-20k	70-20k	60-20k	50-20k
Rated Power(W)	600	600	800	1000
Peak Voltage(V)	100	200	200	200
Peak Current(A)	20	10	15	20
Peak Power(w)	2400	2400	3200	4000
Sensitivity(db/m.w)	99	101	102	103
Maximum SPL(db)	133	135	137	139
Coverage Angle(H°xV°)	110x15°	110x15°	110x15°	90x10°
Dimension(W×H×D)	62x24x30	72x29x35	82x34x40	1200x43x50
Weight(kg)	18	26	32	50

Passive Bandpass Subwoofer



Bandpass subwoofer with powerful low-frequency energy and slastic strength, designed with a long distance bandpass structure, heart-shaped coverage angle, and driven by the A-series digital power amplifier.



- . Low-frequency drivers
- . Multi layer birch plywood
- . Polyurea waterproof painting
- . Band through structure
- . Ultra low distortion driving unit

Model	BS18	BS21	BS24
Driver	1x18"	1x21"	1x24"
DC-Impedance(Ohm)	9.6 Ohm	6.4 Ohm	4.8 Ohm
Frequency Range(Hz/-10db)	30-100	30-100	30-90
Rated Power(W)	1000	1500	1000
Peak Voltage(V)	200	200	200
Peak Current(A)	20	30	40
Peak Power(w)	4000	6000	4000
Sensitivity(db/m.w)	100	101	104
Maximum SPL(db)	136	139	139
Coverage Angle(H°xV°)	**	**	**
Dimension(WxHxD)	80x60x60	80x60x80	80x60x120
Weight(kg)	40	50	70

Passive Bandpass Subwoofer



A two drivers bandpass subwoofer with powerful low-frequency energy and slastic strength, designed with a long distance bandpass structure, heart-shaped coverage angle. and driven by the A-series digital power amplifier.



- 2 low-frequency drivers
- Multi layer birch plywood
- Polyurea waterproof painting
- Band through structure
- Ultra low distortion driving unit

Model	BS36	BS42
Driver	2x18"	2x21"
DC-Impedance(Ohm)	4.8 Ohm	3.2 Ohm
Frequency Range(Hz/-10db)	30-100	30-100
Rated Power(W)	2000	3000
Peak Voltage(V)	200	200
Peak Current(A)	40	60
Peak Power(w)	8000	12000
Sensitivity(db/m.w)	103	104
Maximum SPL(db)	142	145
Coverage Angle(H°xV°)	**	**
Dimension(W×H×D)	120x60x80	120x60x120
Weight(kg)	80	100

Passive Horizontal Array

133dB

SPL RANGE

135 dB

10m

COVERAGE DISTANCE

20m

Horizontal array speaker with passive two way design, including one low-frequency driver and one high-frequency compression driver. The frequency bands of each speaker achieve seamless coupling and consistent phase superposition. By matching hanging components, three speakers can be hung horizontally. All the accessories are symmetrically distributed around the axis of the box, suitable for high-end places such as bars, party rooms, and clubs for sound reinforcement.



- . 1 low-frequency drivers and 1 high-frequency drivers
- . 90° symmetrical horizontal coverage range
- . 60° vertical control angle
- . Multi layer birch plywood
- . Compact appearance and High efficient performance
- . Ultra low distortion driving unit

Model	HA15	HA16
Driver	LF:1x15" HF:1x2"	LF:1x15" HF:1x3"
DC-Impedance(Ohm)	4.8 Ohm	4.8 Ohm
Frequency Range(Hz/-10db)	60-20k	60-20k
Rated Power(W)	500	500
Peak Voltage(V)	100	100
Peak Current(A)	20	20
Peak Power(w)	2000	2000
Sensitivity(db/m.w)	100	102
Maximum SPL(db)	133	135
Coverage Angle(H°xV°)	90x60°	90x60°
Dimension(W×H×D)	42x67x48	42x67x48
Weight(kg)	25	27



Passive Multipurpose Point Sources



High performance low-frequency reflective two way speaker, including one low-frequency driver and one neodymium magnetic high-frequency driving unit, widely suitable for various fixed installation application places. Light weight, passive crossover design, high-frequency neodymium driver and wide directional horn.



- . 1 low-frequency drivers and 1 high-frequency drivers
- . 90° symmetrical horizontal coverage range
- . 60° vertical control angle
- . Multi layer birch plywood
- . Compact appearance and high efficient performance
- . Ultra low distortion driving unit

Model	P10	P12	P15	P16
Driver	LF:1x10" HF:1x2"	LF:1x12" HF:1x2"	LF:1x15" HF:1x2"	LF:1x15" HF:1x3"
DC-Impedance(Ohm)	9.6 Ohm	6.4 Ohm	4.8 Ohm	4.8 Ohm
Frequency Range(Hz/-10db)	60-20k	50-20k	40-20k	40-20k
Rated Power(W)	300	400	500	500
Peak Voltage(V)	100	100	100	100
Peak Current(A)	10	15	20	20
Peak Power(w)	1200	1600	2000	2000
Sensitivity(db/m.w)	98	99	100	102
Maximum SPL(db)	129	131	133	135
Coverage Angle(H°xV°)	90x60°	90x60°	90x60°	90x60°
Dimension(W×H×D)	30x48x33	35x54x39	42x67x46	42x67x48
Weight(kg)	14	18	25	27

Active/Passive Monitor



A high-performance two way stage monitor speaker, using a low-frequency driver with large dynamic design and a high-frequency neodymium magnetic driver with horn. Its constant coverage angle is 90° x 60° (horizontal x vertical), and its unique horn can accurately cover the stage area. When vertically arranged, it can be used as a powerful main sound system.



- 1 low-frequency drivers and 1 high-frequency drivers
- 35°, 55°elevation angle switching
- Multi layer birch plywood
- Polyurea waterproof painting
- Compact appearance and high efficient performance
- Ultra low distortion driving unit

Model	M10 M10A	M12 M12A	M15 M15A	M4
Driver	LF:1x10" HF:1x1.8"	LF:1x12" HF:1x2"	LF:1x15" HF:1x2"	LF:1x15" HF:1x2"
DC-Impedance(Ohm)	9.6 Ohm	6.4 Ohm	4.8 Ohm	4.8 Ohm
Frequency Range(Hz/-10db)	60-20k	50-20k	40-20k	50-20k
Rated Power(W)	300	400	500	500
Peak Voltage(V)	100	100	100	100
Peak Current(A)	10	15	20	20
Peak Power(w)	1200	1600	2000	2000
Sensitivity(db/m.w)	98	99	100	100
Maximum SPL(db)	129	131	133	133
Coverage Angle(H°xV°)	90x60	90x60	90x60	90x60
Dimension(WxHxD)	30x48x33	35x54x39	42x67x46	48x57x37
Weight(kg)	14	18	25	25

R1 Nearfield SoundReinforcement System



Model	P20	BS15
Driver	LF:2x10" HF:1x3"	1x15"
DC-Impedance(Ohm)	4.8 Ohm	3.2 Ohm
Frequency Range(Hz/-10db)	40-20k	30-90
Rated Power(W)	600	600
Peak Voltage(V)	100	100
Peak Current(A)	20	30
Peak Power(w)	2400	2400
Sensitivity(db/m.w)	101	99
Maximum SPL(db)	135	133
Coverage Angle(H°xV°)	90x60°	**
Dimension(W*H*D)	28x80x32	45x80x60
Weight(kg)	27	35

DSP Class-D Amplifier

2 Channel

4 Channel

Energy dynamic analysis technology: independently analyze and process the audio signal input and power output, as well as the frequency bands and time segments. Calculate the accumulated heat for the high-frequency and low-frequency speakers over different time intervals, and precisely allocate power output to allow the speakers to operate at their dynamic energy limits for extended periods, providing stable protection to prevent damage to the speaker units.

Dynamic Distortion Compensation Technology: The power amplifier performs real-time analysis and receives the current real-time status of the audio line, providing feedback on the phase distortion and nonlinear distortion of the speakers. Through subtle calculations and processing, it determines the optimal distortion compensation, significantly enhancing the performance of the speakers and enabling more precise modification for coloration and enhancement of audio quality. This technology showcases new applications and trends in audio products.



Model	A8A	A8B	A8D
Minimum Load Impedance (Ω) (DC/1kHz)	1.6/1.6/1.6/1.6	1.6/1.6/6.4/6.4	3.2/3.2
Maximum Output Voltage (V _{eff})	100/100/100/100	100/100/200/200	200/200
Maximum Output Current (A) _{eff}	60/60/60/60	60/60/60/60	60/60
Max Output Power (W) (20V/40ms)	3000x4	3000x4	6000x2
Maximum Total Output Power (W) (20V/40ms)	8000	8000	8000
Total Harmonic Distortion (THD) (100V/100Hz)		< 0.03%	
Frequency Response (20V/100V/40.5dB)		10Hz-22 KHz	
SNR (100Hz/A-weighting)		105dB	
Damping Coefficient (20V/100V/100Hz)		>1000	
Slew Rate (100V/100V/100Hz)		>100V/us	
Electric Energy Efficiency (20V/100V/100Hz)		>85%	
Leakage Power (20V)		<10w	
Power Factor (100V/100V/50Hz)		>0.85	
Frequency Modulation		350kHz	

Mid&Long Active/Passive Vertical Array



Ultra compact line array speakers. Stable working with DARE DSP Integrated amplifier at maximum level. Easy installation and rain-proof cabinet. L-Series speakers uses new technology waveguide horn and same surface driver layout design to make a ultra-long distance. Use for kinds of installation and live shows.



Model	L10C	L16 L16A	L20 L20A	L24 L24A
Driver	LF:1x10", HF:1x2"	LF:2x8" HF:2x1"	LF:2x10" HF:2x2"	LF:2x12" HF:2x2"
DC-Impedance(Ohm)	9.6 Ohm	4.8 Ohm	19.2 Ohm	12.8 Ohm
Frequency Range(Hz/-10db)	80-20k	80-20k	70-20k	60-20k
Rated Power(W)	250	450	600	700
Peak Voltage(V)	100	100	200	200
Peak Current(A)	10	20	10	15
Peak Power (W)	1000	1800	2400	2800
Sensitivity(db/m.w)	98	100	101	102
Maximum SPL(dB)	128	132	135	137
Coverage Angle(H°xV°)	100x15	110x15	110x15	110x15
Dimension(W×H×D)	28x30x32	62x24x30	72x29x35	82x34x40
Weight(kg)	12	18	26	32

Active/Passive Subwoofer



Low frequency extend for regular sound reinforcement system. All models installed ultra high amplitude drivers. Low airflow noise at the all tubes and holes base on the innovated cabinet design. Maximise the dynamic range and audio performance.



S18 S18A	S21 S21A	S24 S24A	S36
1x18"	1x21"	1x24"	2x18"
9.6 Ohm	6.4 Ohm	4.8Ohm	4.8Ohm
25-200	25-200	25-200	25-200
500	600	800	1000
200	200	200	200
20	30	40	40
2000	2400	3200	4000
95	96	97	98
128	130	132	134
--	--	--	--
62x52x60	72x59x60	82x66x60	120x52x80
35	45	55	65

Active/Passive Multipurpose Point Sources



Enhanced high energy magnet, advanced driver ventilate design. Long fiber water proof cone and high power voice coil. Use wide direction horns for a wide coverage range. With DARE DSP amplifier or internal amplifier module for a high performance and stability sound system.



- 1 low-frequency drivers and 1 high-frequency drivers
- 90° symmetrical horizontal coverage range
- 60° vertical control angle
- Multi layer birch plywood
- Compact appearance and high efficient performance

Model	F10 F10A	F12 F12A	F15 F15A
Driver	LF:1x10" HF:1x1.8"	LF:1x12" HF:1x1.8"	LF:1x15" HF:1x1.8"
DC-Impedance(Ohm)	9.6 Ohm	6.4 Ohm	4.8 Ohm
Frequency Range(Hz/-10db)	60-20k	50-20k	40-20k
Rated Power(W)	250	300	400
Peak Voltage(V)	100	100	100
Peak Current(A)	10	15	20
Peak Power (W)	1000	1200	1600
Sensitivity(db/m.w)	98	99	100
Maximum SPL(dB)	128	130	132
Coverage Angle(H°xV°)	90x60	90x60	90x60
Dimension(WxHxD)	30x48x33	35x54x39	42x67x46
Weight(kg)	14	18	25

DSP Class-D Amplifier

2 Channel

4 Channel

Amplifier feature

- > Built-in DSP processor system
- > Wide voltage support, 90-250V
- > Overtemperature protection overload power control
- > Output DC protection
- > Peak limiting pressure limiter
- > Energy dynamic analysis technology
- > Dynamic Distortion Compensation Technology
- > Power undervoltage protection
- > Module temperature, voltage, current, and fault status monitoring for each channel
- > Temperature power control



Model	D6A	D6B	D6D
Minimum Load Impedance : Ω /DCRmin	2.4/2.4/2.4/2.4	2.4/2.4/9.6/9.6	4.8/4.8
Maximum Output Voltage : V_{Vp}	100/100/100/100	100/100/200/200	200/200
Maximum Output Current : A_{Ip}	40/40/40/40	40/40/40/40	40/40/40/40
Max Output Power : W /230v/40ms	2000x4	2000x4	4000x2
Maximum Total Output Power : W /230v/40ms	6000	6000	6000
Total Harmonic Distortion : $\%$ /8 Ω /100W/100Hz		< 0.03%	
Frequency Response : $\%$ /8 Ω /100W/ \pm 0.5dB		10Hz-22 KHz	
SNR : $\%$ /8 Ω /100Hz/A-weighting		105dB	
Damping Coefficient : $\%$ /8 Ω /300W/100Hz		>1000	
Slew Rate: $\%$ /8 Ω /300W/100Hz		>100V/ μ s	
Electric Energy Efficiency: $\%$ /8 Ω /300W/100Hz		>85%	
Leakage Power : W /230V		<10w	
Power Factor : $\%$ /1000W/230V/50Hz		>0.85	
Frequency Modulation		350kHz	



DSP Audio Processor

DSP1216 12*16 Audio Processor With Wireless Audio Transmission



48-bit dual-core high-speed DSP; Independent high-performance AADC&DAC 24-bit/48kHz sampling 12-channel input, noise suppression, source selection 16-channel output, input proportional mixing, crossover, 8x11-section parametric equalization, delay, phase, gain, 32 sets of data storage, security lock, five-level user management permissions; PC application software USB RS485 interface protocol communication; Operation limits power amplifier output power.

- > Supports 12 channels of analog input and 16 channels of analog output.
- > Can select any number of channels for mixing from the 12 input channels.
- > 8 DIP switches on the front panel allow for quick preset switching without the need for computer tuning.
- > Sampling bit rate/frequency 24bit/96KHZ, dynamic range 112db.
- > 48-bit floating-point input for digital signal processing.

Model	DSP-1216
Input Channel	12 Channel
Output Channel	16 Channel
Input Level(dBu)	+12dBu
Output Level(dBu)	+12dBu
Output Impedance(Ohm)	50 Ohm
Total Harmonic Distortion(%)	THD<0.003%
Dynamic Range(dB)	112dB
Sample Bit Depth(bit/kHz)	24bit/96kHz
Processing Bit Depth(Bit Float)	32 Bit Float
PC Control Interface	USB+LAN
Power Source(V)	AC90-250V
Power Consumption(W)	10W
Weight(kg)	3kg
Dimension(mm) (W×H×D)	482 x 88 x 200mm



Part of Project Cases





Thai Banquet



Vietnam - Night Club



Indonesia - Outdoor Event



Tanzania - Music Festival



Nigeria - Special Events



Nigeria - Special Events



Japan - Concert



Thai - Banquet



Tanzania - Festival



Korea - Concert



www.pantallasledlearroy.com

C/ Valdeon 24 - 28947 Fuenlabrada, Madrid (Spain)

+34 620 411 079 / +34 91 615 89 81

contacto@learoyled.com